

REVOLUTIONARY **NEW** PRODUCT!

Another revolutionary product *coming soon* from **Advanced**

REFRIGERATOR and FREEZER CLEANER Floor and wall cleaner for cold storage

FroZone™

FroZone™ has been specifically designed for the areas often inadvertently overlooked during the maintenance of walk-in freezers and refrigerators– their floors and walls.

Dirt build-up can cause unnecessary health and safety issues within food storage areas, such as the contamination of produce from mould and mildew. Easily cutting through dirt, fat and ice deposits it's specialist formula makes FroZone™ a highly effective cleaner in sub-zero temperatures.

Maintaining cleaning quality down to -25°C, so no need to switch off the system during the cleaning process! Due to its non-metal corrosive formula FroZone™ is safe to use on aluminium and stainless steel. In addition it's also NSF® registered making it perfect for cleaning in and around food processing areas.




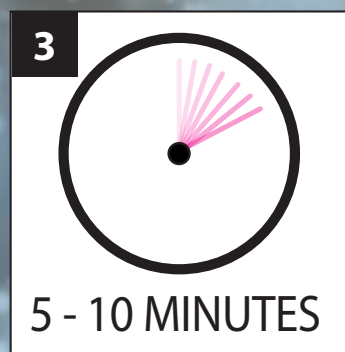
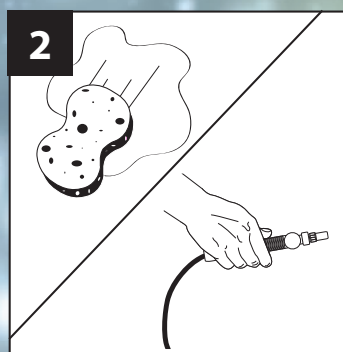

clever chemistry

Cleaning down to
-25°C

TECHNICAL DATA

Name	FroZone™
Product Code	S010406GB
Packing Quantity	4 x 5l Litre
Packing Size (L x H x D cm)	40 x 30 x 27
Shipping Weight (kg)	20.45
Shipping Volume (m ³)	0.032
Soils	Dirt, fat and ice desposits

- **Effective floor and wall cleaning quality down to -25°C eliminating freezer shut down**
- **Easily cuts through dirt and fat deposits reducing cleaning time**
- **Non-metal corrosive formula making it safe to use on aluminium and stainless steel surfaces**



DIRECTIONS OF USE

Remove all food, without packaging, from the area to be treated prior to cleaning. Carefully apply concentrate product directly to floors, walls and shelving (unless using a power scrubber see below) using a mop, sponge or chemical applicator (like the HydroSprayer).

Allow FroZone™ to soak the area for 5-10 minutes, adjusting the contact time accordingly, depending on the amount of dirt and soil – heavier deposits may require a longer contact period.

Wipe the treated area with a mop or sponge to remove the soil from the effected area. Heavily soiled areas may require a scraper or abrasive pad to help loosen the dirt or ice.

Using a dry mop or squeegee, remove any excess liquid from the treated area. To speed up drying time you can wipe the area clean with a dry cloth.

Note: When using a power scrubber the product may be diluted at a ratio of 1 part water to 1 part FroZone™.

Disposal

Container: Clean with water. Dispose of as normal industrial waste. Do not reuse empty container.

- 1. CLEAR AREA**
- 2. APPLY**
- 3. SOAK AREA**
- 4. WIPE**